

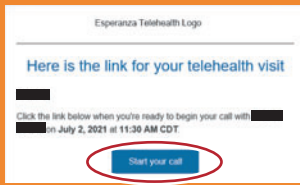
Telehealth

with Esperanza Health Centers

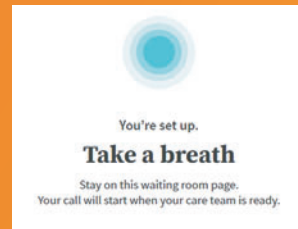


Requirements:

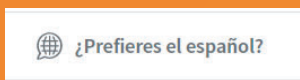
1. Computer, tablet or mobile phone **with camera and internet access.**
2. If using a phone, please make sure you can **access your email from your device.**



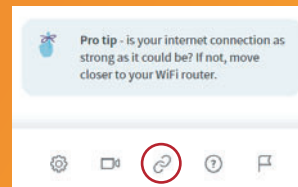
- 1** Click on the link in your Email/Text to begin your Telehealth visit.



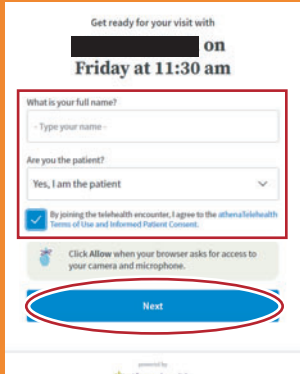
- 6** You are now in the Virtual Waiting Room. **Remain Here – Do Not Leave this screen.** Your Provider and/or Care Team member will join shortly.



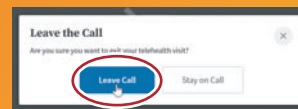
- 2** Select the option in the top right corner if you prefer Spanish.



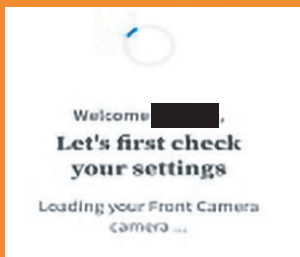
- 7** To invite another person to join your Telehealth visit, **click the "share" icon** to copy and send a link via email/text



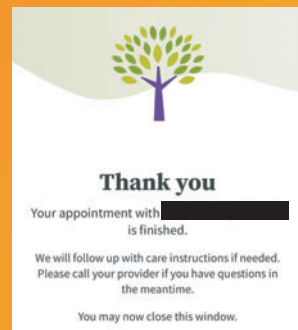
- 3** Enter your Name and Designation. **Check the box** to consent to the Telehealth visit.



- 8** Click on **Leave Call** to end your visit.



- 4** Your browser will perform a device check. If prompted, click **Allow for Microphone and Camera.**



In case of audio or video issues, **remain by your phone** and your Provider will call you on your listed phone number.

If you need to rejoin your Telehealth session during your scheduled visit time, **Follow Step 1.**

